

Michelin® Truck Tire Reference Chart

January 2008



MICHELIN TRUCK TIRE REFERENCE CHART

STEER / ALL-POSITION TIRES

XZA3[®]



- Ultra fuel-efficient tire that helps deliver long original tread life
- Wider shoulder and footprint help deliver improved shoulder wear, handling and response
- Directional tread built for irregular wear resistance and longer tread life
- 7/7/3* manufacturer's limited casing warranty

LH	R	O/O	U
----	---	-----	---

XZA[®] (365/80R22.5)



- Advanced Technology™ compounding offers excellent fuel economy
- Engineered for irregular wear resistance
- Over 7,000 trapezoidal micro sipes on groove edges help break water surface tension to promote traction on wet and slippery road surfaces
- Original shoulder groove design offers enhanced resistance to uneven shoulder wear

LH	R	O/O	U
----	---	-----	---

XZA2[®] Antisplash™



- Unique Antisplash™ feature reduces splash trajectory height by more than 50%
- Over 7,000 trapezoidal micro sipes on groove edges help break water surface tension to promote traction on wet and slippery road surfaces
- Original shoulder groove design offers enhanced resistance to uneven shoulder wear

LH	R	O/O	U
----	---	-----	---

XZA2[®] Energy



- Optimized channel design allows for long tread life and minimized irregular wear
- Low rolling resistance compounds for fuel economy in highway service
- Optimized for steer axle service

LH	R	O/O	U
----	---	-----	---

XZA[®] -1+



- Decoupling groove built for resistance to irregular wear
- Optimized for steer axle highway service
- Groove wall sipes help inhibit onset of irregular wear and improve wet traction

LH	R	O/O	U
----	---	-----	---

XZA[®] 1



- Optimized for all-position heavy axle loads
- Variable groove angles help reduce irregular wear and improve overall performance

LH	R	O/O	U
----	---	-----	---

XZE2™



- Enhanced application specific compound to promote resistance to aggressions and longer tread life
- Matrix™ siping technology and micro sipes protect against irregular wear
- Zig-zag grooves and sipes help increase traction in new and worn tire conditions
- Coming 1st quarter 2008

LH	R	O/O	U
----	---	-----	---

XZE[®]



- Solid shoulders to help resist scrub
- Curb guards on sidewalls
- Deep, wide tread
- Full depth siping for efficient traction
- Compounds for scrub resistance
- Groove bottom protectors help defend against stone drilling

LH	R	O/O	U
----	---	-----	---

XRV[®]



- Exclusively for motorhome use
- Cool running tread design
- Excellent ozone resistance in sidewalls
- Stable tread with cool running compound engineered to reduce squirm and lower heat for improved handling and durability

LH	R	O/O	U
----	---	-----	---

* 7/7/3 Manufacturer's Limited Casing Warranty: 700,000 miles, 7 years, or 3 retreads for XZA3[®], XDA3[®], and XDA[®] Energy only. See limited warranty for details. Exceeding the legal speed limit is neither recommended nor endorsed.
LH – Long Haul, R – Regional, O/O – On/Off Road, U – Urban

MICHELIN TRUCK TIRE REFERENCE CHART

STEER / ALL-POSITION TIRES


XZA®



- Excellent steer tire for regional operation
- Designed for long mileage and even tread wear
- Zig-zag design for true all-position use

LH	R	O/O	U
----	---	-----	---

XZY® 3



- Tread compound offers excellent protection against aggression, chipping and scaling
- Extra robust casing construction for excellent retreadability
- Maximized soft soil and mud traction throughout the tire life

LH	R	O/O	U
----	---	-----	---

XZY®



- Offset block shoulder design promotes soft soil mobility
- Application specific compound to help resist aggressions from chipping and cutting
- Zig-zag groove angles help resist stone retention and drilling

LH	R	O/O	U
----	---	-----	---

X One® XZU®S



- Optimized for weight savings in urban and regional operation
- Enhanced protection against stone drilling from variable pitch groove walls and groove bottom protectors in all grooves
- Reinforced bead package for resistance to heat
- 23/32nds original tread depth
- Infini-Coil Technology™

LH	R	O/O	U
----	---	-----	---

XZU®S



- 10,000 lb/tire capacity at 65 mph
- Helps improve bead durability from extra long metallic chafer
- Long tread life in high scrub urban applications, such as waste vehicles
- Resists high brake temperatures and high crown operating temperatures

LH	R	O/O	U
----	---	-----	---

XZU®3



- Optimized for urban operation with frequent starts and stops
- Regrooving depth and sidewall wear indicators
- *Matrix*™ sipes help provide excellent traction and even wear throughout life of tire
- Helps improve bead durability from extra long metallic chafer

LH	R	O/O	U
----	---	-----	---

XZU®2



- Built-up sidewall protectors provide protection against most curb damage
- Sidewall wear indicators promote timely tire rotation for long casing life and enhanced retreadability
- Wide, deep circumferential grooves and full-depth sipes help promote excellent traction throughout the life of the tire

LH	R	O/O	U
----	---	-----	---

X® COACH XZ



- Charter bus tire designed for mileage safety and comfort
- New tread design helps deliver up to 15% higher mileage, while maintaining superior performance**
- Central zig-zag tread grooves help deliver improved grip for a shorter braking distance on wet or icy roads**

** When compared to Michelin XZA2 Energy tire.

LH	R	O/O	U
----	---	-----	---

* 7/7/3 Manufacturer's Limited Casing Warranty: 700,000 miles, 7 years, or 3 retreads for XZA3®, XDA3®, and XDA® Energy only. See limited warranty for details.

* Exceeding the legal speed limit is neither recommended nor endorsed.

LH – Long Haul, R – Regional, O/O – On/Off Road, U – Urban

MICHELIN TRUCK TIRE REFERENCE CHART

DRIVE TIRES

X One® XDA®



- Optimized fuel efficiency with Infini-Coil Technology™ to counteract casing growth and provide significant weight savings
- Engineered to replace duals on a 6x4 tractor for long haul
- 24/32nds original tread depth

LH	R	O/O	U
----	---	-----	---

X One® XDA-HT™ PLUS



- Promotes long original life while helping to provide substantial weight savings
- Infini-Coil Technology™ helps provide an excellent ride and vehicle stability
- Quieter running tread design with reduced stone retention

LH	R	O/O	U
----	---	-----	---

X One® XRV®



- Engineered to replace duals for fuel efficiency and significant weight saving for motorhome applications
- Features Infini-Coil Technology™ to counteract casing growth and ensure a consistent footprint
- Reduces energy consumption and unsprung vehicle weight

LH	R	O/O	U
----	---	-----	---

XDA®5



- Regenerating tread features from Michelin Durable Technologies for excellent traction throughout the life of the tire
- Michelin's patented *Matrix*™ Siping technology helps provide exceptional traction on dry and slippery surfaces
- Extra-wide tread width and solid shoulders give excellent stability, handling, and long wear life

LH	R	O/O	U
----	---	-----	---

XDA3® / XD2®



- Ultra-fuel efficient drive-axle tire designed for long wear and quiet ride
- 7/7/3* manufacturer's limited casing warranty
- Efficient stone rejection from variable groove wall angles
- 26/32nds original tread depth

LH	R	O/O	U
----	---	-----	---

XDA® Energy



- Advanced Technology™ tread compounds for outstanding fuel efficiency
- Alternating groove wall angles help resist stone retention and promote improved traction throughout the life of the tire
- 7/7/3* manufacturer's limited casing warranty

LH	R	O/O	U
----	---	-----	---

XDA2® + Energy



- Advanced Technology™ tread compounds for outstanding fuel efficiency
- Alternating groove wall angles help resist stone retention and promote improved traction throughout the life of the tire
- Over 1,200 lbs of additional carrying capacity in single fitment
- Directional tread

LH	R	O/O	U
----	---	-----	---

XDN®2 / XDN®2 Grip



- All-weather highway drive tire
- Patented *Matrix*™ sipes help deliver exceptional traction and excellent wear.
- 27/32nds original tread depth
- XDN2 Grip is directional tread
- Wide open shoulder grooves deliver additional traction balanced with tread life

LH	R	O/O	U
----	---	-----	---

XD4®



- Designed exclusively for the 4x2 high torque applications
- 30/32nd original tread depth for long wear
- Open shoulders

LH	R	O/O	U
----	---	-----	---

* 7/7/3 Manufacturer's Limited Casing Warranty: 700,000 miles, 7 years, or 3 retreads for XZA3®, XDA3®, and XDA® Energy only. See limited warranty for details.

* Exceeding the legal speed limit is neither recommended nor endorsed.

LH – Long Haul, R – Regional, O/O – On/Off Road, U – Urban

MICHELIN TRUCK TIRE REFERENCE CHART

DRIVE TIRES

XDA-HT™ *High Torque*



- High mileage tread design
- Proprietary compound specifically designed for high HP, high scrub applications
- 30/32nds original tread depth

LH	R	O/O	U
----	---	-----	---

XDE® M/S



- All-purpose drive tire for regional/P&D applications
- Open shoulder design offers excellent traction, especially in loose soil and mud
- ⚙ Versions feature chip/cut resistant compound

LH	R	O/O	U
----	---	-----	---

XDE®2+



- Wide tread profile designed for improved mileage
- Large, stable, alternating block design built for handling and traction while helping to minimize noise
- Directional tread

LH	R	O/O	U
----	---	-----	---

XDY®3



- Tread compound offers excellent protection against aggression, chipping and scaling in mixed service
- Groove bottom protectors help guard against stone penetrations
- Massive open shoulder design helps provide maximized traction
- 31/32nds original tread depth

LH	R	O/O	U
----	---	-----	---

XDY-2™



- Deep directional tread optimized for traction and mileage in severe, on/off road service
- Chip and cut resistant compound
- Excellent casing protection
- Sidewall protection to help minimize damage

LH	R	O/O	U
----	---	-----	---

XDY-EX™



- Extra aggressive design for vehicles operating in extreme conditions
- Shock pads at all belt edges offer additional long-term casing life
- Special compound to help resist chipping and scaling
- Extra deep 32/32nds original tread depth

LH	R	O/O	U
----	---	-----	---

XDS®2



- Outstanding traction on wet and slippery surfaces from over 700 3D *Matrix™* sipes
- Optimized for stone rejection with variable angled groove walls and groove bottom protectors
- 19.5" sizes
- 18/32nd original tread depth

LH	R	O/O	U
----	---	-----	---

XDS®



- High traction drive tire optimized for severe winter conditions
- Patented zig zag sipes
- Extra casing protection
- Excellent wear
- Directional tread
- 26/32nds original tread depth

LH	R	O/O	U
----	---	-----	---

* 7/7/3 Manufacturer's Limited Casing Warranty: 700,000 miles, 7 years, or 3 retreads for XZA3®, XDA3®, and XDA® Energy only. See limited warranty for details.

* Exceeding the legal speed limit is neither recommended nor endorsed.

LH – Long Haul, R – Regional, O/O – On/Off Road, U – Urban

MICHELIN TRUCK TIRE REFERENCE CHART

TRAILER TIRES

X One® XTA®



- Ultra-fuel efficient with Infini-Coil Technology™
- Engineered to replace duals in fuel and weight sensitive long haul trailer applications
- 13/32nds original tread depth
- Four decoupling grooves to resist irregular wear

LH	R	O/O	U
----	---	-----	---

X One® XTE®



- Trailer tire designed to replace duals in high scrub applications
- Helps deliver substantial weight savings versus comparable dual assembly
- Infini-Coil Technology™ belt promotes excellent vehicle stability
- Deep, 16/32nds original tread depth

LH	R	O/O	U
----	---	-----	---

XTA® Energy



- Ultra-fuel efficient long haul trailer tire
- Available in LP 22.5"
- Designed for long, smooth wear
- 13/32nds original tread depth
- Four circumferential grooves for excellent wet weather performance

LH	R	O/O	U
----	---	-----	---

XT-1®



- Fuel efficient line haul trailer tires
- 12/32nds original tread depth
- Tread groove design helps against irregular wear and provides good wet weather performance

LH	R	O/O	U
----	---	-----	---

XTA® 2 Energy



- Advanced Technology™ compounding offers excellent fuel economy
- Designed to help provide even wear and cool running casing in high cube storage service
- 17.5" and 19.5" sizes
- Tread groove design helps against irregular wear and provides good wet weather performance

LH	R	O/O	U
----	---	-----	---

XTA®



- Optimized for low bed trailer application
- 15" and 17.5" sizes

LH	R	O/O	U
----	---	-----	---

XTE®



- Long tread life from scrub resistant compound
- Extra thick casing protection from sidewall and curb guards
- Robust Michelin quality casing
- 16/32nds original tread depth

LH	R	O/O	U
----	---	-----	---

XTE2®



- Optimized for low platform and specialty trailer applications
- Solid shoulders help resist lateral scrub
- Compound for cut resistance and cool operating temperatures
- Deep channels and lateral siping enhance traction and braking in adverse weather

LH	R	O/O	U
----	---	-----	---

XTY® 2



- Open tread design to help resist stone retention
- Cut and chip resistant compound
- Reinforced belt package for added retreadability

LH	R	O/O	U
----	---	-----	---

* Exceeding the legal speed limit is neither recommended nor endorsed.
LH – Long Haul, R – Regional, O/O – On/Off Road, U – Urban

MICHELIN TRUCK TIRE REFERENCE CHART

SPECIAL APPLICATION TIRES

X One® XZY®3



- Long treadlife and outstanding chip and cut resistance in on/off Road service
- Flat, stable contact area for long, even wear provided by Infini-Coil Technology™
- Enhanced protection against stone drilling from variable pitch groove walls and groove bottom protectors in center grooves

LH	R	O/O	U
----	---	-----	---

XZU®S WIDE BASE



- Significant increase in tread life with new tread compounds and increased tread volume
- 65 mph rating with optimized scrub resistance and reduced operating temperatures in the crown area
- Fostered reduced mounting and dismounting damage with Michelin's rounded bead toe design

LH	R	O/O	U
----	---	-----	---

XFE™ WIDE BASE STEER



- Dual compound tread rubber helps ensure cool operating temperatures and helps keep tire wear rate low
- Deep, wide channels help provide excellent water evacuation throughout the life of the tire
- Lateral siping enhance traction and braking

LH	R	O/O	U
----	---	-----	---

XZA®4



- Optimized for mobile crane applications
- 50 mph speed rating

LH	R	O/O	U
----	---	-----	---

XZL™ WIDE BASE



- High traction and floatation capability
- Excellent sidewall protection
- Long, even tread wear
- Anti-chip compound
- All-wheel positions

LH	R	O/O	U
----	---	-----	---

XZY®3 WIDE BASE



- Casing durability and protection from increased shoulder and sidewall thickness
- Improved traction and floatation in soft soil and mud
- Great resistance to shocks, brusing and penetrations

LH	R	O/O	U
----	---	-----	---


XDL®



- Off-road drive tire
- Designed for excellent mileage and protection
- Chip and cut resistant compounding
- 12.00R24 size
- Restricted to 50 mph
- Deep 38/32nds original tread depth

LH	R	O/O	U
----	---	-----	---

XZL™



- All-terrain, all-position radial for special service
- Open shoulder tread design to help enhance traction and floatation capabilities on varied terrains
- Non-directional design

LH	R	O/O	U
----	---	-----	---

XS™



- Tread design optimized to minimize sandy surface disturbance
- Efficient grip with exceptional floatation capabilities

LH	R	O/O	U
----	---	-----	---

* Exceeding the legal speed limit is neither recommended nor endorsed.
LH – Long Haul, R – Regional, O/O – On/Off Road, U – Urban

PRODUCT AVAILABILITY

LONG HAUL

SIZE	LOAD RANGE	TREAD NAME	CATALOG NUMBER	TREAD DEPTH 32ND	WHEEL POSITION				DIRECTIONAL	RV USE	COMMENTS
					AWP	STEER	DRIVE	TRAILER			
8.25R15	H	XTA	27383	14				■			
7.50R15	H	XTA	89279	13				■			
10.00R15	J	XTA	70667	14				■			
245/70R17.5	J	XTA2 ENERGY	78370	13				■			
215/75R17.5	J	XTA	82636	15				■			
235/75R17.5	J	XTA2 ENERGY	88143	13				■			
225/70R19.5	F	XRV	58916	13	■					YES	
245/70R19.5	F	XRV	67140	14	■					YES	
265/70R19.5	J	XTA2 ENERGY	83728	15				■			
445/45R19.5	M	XTA2 ENERGY (wb)	69910	18				■			
11R22.5	G	XD4	87033	30			■				
	G	XDA3	96666	26			■				
	G	XDA5	73154	30			■				
	G	XDA-HT	93430	30			■				
	G	XDN2	72805	27			■				
	G	XT-1	02078	12				■			
	G	XZA-1+	06032	18	■						
	G	XZA3	73162	19	■				YES	YES	
	H	XDN2	64321	27			■				
H	XZA3	47488	19	■				YES	YES		
12R22.5	H	XDN2	51753	27			■				
295/60R22.5	J	XDA2+ ENERGY	97550	23			■		YES		
	J	XZA2 ENERGY	33215	16	■						
255/70R22.5	H	XD2	74493	25			■				
275/70R22.5	J	XZA2 ENERGY	90059	18	■					YES	
305/70R22.5	L	XRV	93499	16	■					YES	
235/80R22.5	G	XRV	87511	16	■					YES	
255/80R22.5	G	XRV	59634	16	■					YES	
275/80R22.5	G	XD4	82292	30			■				
	G	XDA ENERGY	42564	26			■				
	G	XDA3	73095	26			■				
	G	XDA5	76747	30			■				
	G	XDA-HT	50575	30			■				
	G	XDN2	63465	27			■				
	G	XT-1	19518	12				■			
	G	XTA ENERGY	73176	13				■			
	G	XZA-1+	18678	18	■						
	G	XZA2 ANTISPLASH	38224	18	■						
	G	XZA3	73146	19	■				YES	YES	
H	XZA3	69192	19	■				YES	YES		

Continues on the next page.

PRODUCT AVAILABILITY

LONG HAUL

SIZE	LOAD RANGE	TREAD NAME	CATALOG NUMBER	TREAD DEPTH 32ND	WHEEL POSITION				DIRECTIONAL	RV USE	COMMENTS
					AWP	STEER	DRIVE	TRAILER			
295/80R22.5	H	XZA2 ENERGY	76807	16	■					YES	
	J	X Coach XZ	28798	19	■						Coming 2nd quarter 2008
315/80R22.5	L	XDN2 GRIP	04355	28			■		YES		
	L	XZA1	47056	18	■					YES	
	L	XZA2 ENERGY	76184	17	■					YES	
445/50R22.5	L	X One XDA	90348	24			■				
	L	X One XDA-HT Plus	38873	28			■				
	L	X One XRV	34053	16			■			YES	
	L	X One XTA	49694	13				■			
	L	X One XTE	59070	16				■			
455/55R22.5	L	X One XDA-HT Plus	31697	28			■				New, lower max pressure, 120 psi.
	L	X One XTE ⊛	30574	16				■			New, lower max pressure, 120 psi. ⊛ Cut and chip resistant tread compound
11R24.5	G	XDA3	71551	26			■				
	G	XDA5	73177	30			■				
	G	XDA-HT	81937	30			■				
	G	XDN2	87459	27			■				
	G	XT-1	22754	12				■			
	G	XZA-1+	10274	18	■						
	G	XZA3	73181	19	■				YES	YES	
	H	XDA5	03713	30			■				
	H	XDA-HT	59777	30			■				
305/75R24.5	G	XDA5	30987	30			■				Coming 3rd quarter 2008
	J	XDA-HT	86424	29			■				
275/80R24.5	G	XDA3	68934	26			■				
	G	XDA5	73166	30			■				
	G	XDA-HT	55519	30			■				
	G	XDN2	75684	27			■				
	G	XT-1	29684	12				■			
	G	XZA-1+	30968	18	■						
	G	XZA3	73173	19	■				YES	YES	

PRODUCT AVAILABILITY

REGIONAL

SIZE	LOAD RANGE	TREAD NAME	CATALOG NUMBER	TREAD DEPTH 32ND	WHEEL POSITION				DIRECTIONAL	RV USE	COMMENTS
					AWP	STEER	DRIVE	TRAILER			
7.50R17	D	XCA	23176	13	■					YES	Light truck, steel carcass
10R17.5	G	XZA	05008	16	■						
235/75R17.5	J	XTE2	01963	15				■			
225/70R19.5	F	XDS2	91423	18			■				
	F	XZE	81473	17	■						
	G	XDS2	00691	18			■				
	G	XZE	91043	17	■					YES	
245/70R19.5	F	XZE	63523	18	■					YES	
	G	XZE	66338	18	■					YES	Coming 1st quarter 2008
	H	XDS2	05797	19			■				
	H	XZE	75997	18	■					YES	
265/70R19.5	G	XDE2+	95319	20			■		YES		
285/70R19.5	H	XDE2+	79456	21			■		YES		
	J	XTE2	37840	18				■			
305/70R19.5	J	XZA	50505	18	■						
8R19.5	F	XZA	60893	16	■					YES	
365/80R20	L	XTE2 (wb)	84879	21	■						
9R22.5	F	XZE	75473	18	■					YES	
10R22.5	F	XZE	79883	21	■					YES	
	G	XDE M/S	87357	23			■				
	G	XZE	99141	21	■					YES	
11R22.5	G	XDE M/S	73493	26			■				
	G	XTE	21307	16				■			
	G	XZE	62165	22	■						
	G	XZE2	78390	22	■						Coming 1st quarter 2008
	H	XDE M/S *	73927	28			■				* Cut & chip resistant tread compound
	H	XDS	53709	26			■		YES		
	H	XZE2	67042	22	■						Coming 1st quarter 2008
H	XZE *	95283	22	■						* Cut & chip resistant tread compound	
12R22.5	H	XDS	62208	26			■		YES		
	H	XZE *	85335	22	■						* Cut & chip resistant tread compound
255/70R22.5	H	XZE *	61737	18	■				YES	* Cut & chip resistant tread compound	
365/70R22.5	L	XZA	71842	19	■				YES		
235/80R22.5	G	XZE	68749	19	■				YES		
255/80R22.5	G	XDE M/S	74299	23			■				
	G	XZE	94390	20	■					YES	
275/80R22.5	G	XDE M/S	61426	26			■				
	G	XTE	17706	16				■			
	G	XZE	73348	22	■					YES	
	G	XZE2	55895	22	■						Coming 1st quarter 2008
	H	XZE	01637	22	■					YES	
	H	XZE2	55262	22	■					YES	Coming 1st quarter 2008
11R24.5	G	XDE M/S	51273	26			■				
	G	XTE	07025	16				■			
	G	XZE	93749	22	■						
	G	XZE2	91867	22	■						Coming 1st quarter 2008
	H	XDE M/S *	46695	28			■				* Cut & chip resistant tread compound
	H	XDS	43825	26			■		YES		
	H	XZE2	88507	22	■						Coming 1st quarter 2008
H	XZE *	65618	22	■						* Cut & chip resistant tread compound	
275/80R24.5	G	XTE	33965	16				■			
	G	XZE	57425	22	■					YES	
	G	XZE2	75519	22	■						Coming 2nd quarter 2008

PRODUCT AVAILABILITY

ON / OFF ROAD AND SPECIALITY TIRES

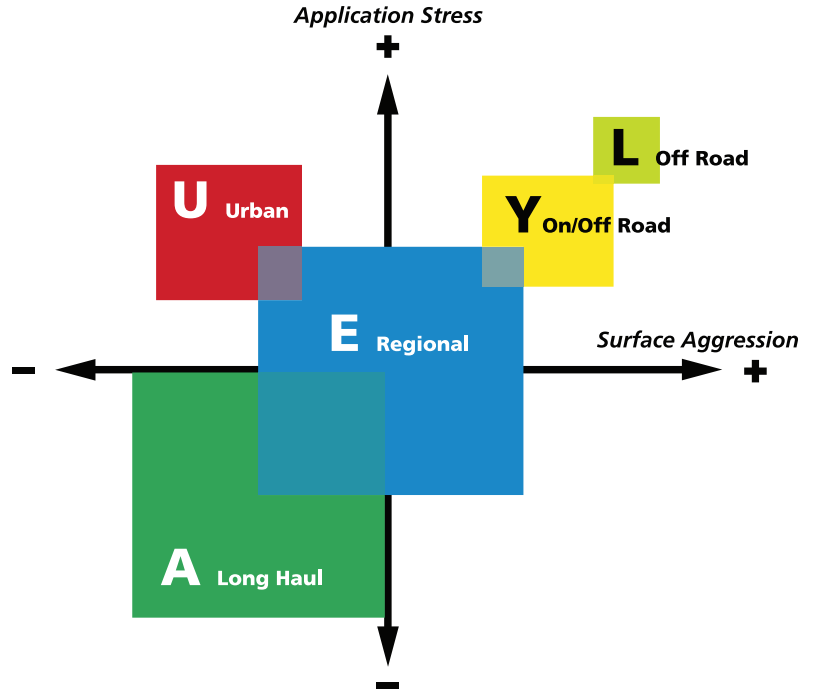
SIZE	LOAD RANGE	TREAD NAME	CATALOG NUMBER	TREAD DEPTH 32ND	WHEEL POSITION				DIRECTIONAL	RV USE	COMMENTS
					AWP	STEER	DRIVE	TRAILER			
G20 (14.00R20)	M	XZA4	70870	18	■						
395/85R20	G	XZL	37727	33	■						
24R21	H	XZL	76025	31	■						
11R22.5	G	XZY3	84455	24	■						
	H	XDY-2	77416	30			■		YES		
	H	XDY3	97079	31			■				
	H	XZY3	80927	24	■						
12R22.5	H	XZY3	47947	24	■						
455/55R22.5	M	X One XZY3	11629	23	■						
385/65R22.5	J	XZY3 (wb)	53779	22	■						
	L	XFE (wb) (Steer)	36991	21		■					
425/65R22.5	L	XFE (wb) (Steer)	11829	21		■					
	L	XZL (wb)	53254	26	■						
445/65R22.5	L	XZY3 (wb)	40321	23	■						
	L	XZL (wb)	84103	27	■						
	L	XZY3 (wb)	83691	23	■						
275/70R22.5	M	XFE (wb) (Steer)	10805	21		■					
	J	XTY2	42407	21				■			
315/80R22.5	L	XDY3	40302	31			■		YES		
	L	XZY3	40200	23	■						
12.00R24	H	XZY	29163	23	■						
	J	XDL	30049	38			■				
11R24.5	G	XZY3	47945	24	■						
	H	XDY-2	76789	30			■		YES		
	H	XDY3	47962	31			■				
	H	XDY-EX	46268	32			■				
	H	XZY3	79250	24	■						
12R24.5	H	XDY3	47966	31			■				
	H	XZY3	47951	24	■						

URBAN

SIZE	LOAD RANGE	TREAD NAME	CATALOG NUMBER	TREAD DEPTH 32ND	WHEEL POSITION				DIRECTIONAL	RV USE	COMMENTS
					AWP	STEER	DRIVE	TRAILER			
11R22.5	H	XZU3	32873	25	■						
12R22.5	J	XZU2	43714	24	■					Coming 2nd quarter 2008	
425/65R22.5	L	XZU S (wb)	03785	23	■						
275/70R22.5	J	XZU2	57317	21	■						
305/70R22.5	L	XZU2	95623	22	■						
315/80R22.5	L	XZU S	90902	23	■						
305/85R22.5	J	XZU3	56332	26	■						
455/55R22.5	M	X One XZU S	28513	23	■						
305/75R24.5	J	XZU3	60143	22	■						

PRODUCT SEGMENTATION

MICHELIN SEGMENTS		VOCATIONS		
A	Long Haul	<ul style="list-style-type: none"> • Truckload Carrier 		
E	Regional	<ul style="list-style-type: none"> • Public Utilities • School Bus • Food Distribution • Petroleum Delivery • Courier and Delivery Service • Manufacturing • Auto Carriers 		
		Y	On/Off Road	<ul style="list-style-type: none"> • Construction and Mining
		L	Off Road	<ul style="list-style-type: none"> • Forestry and Logging • Oil Field
				U



To learn more please contact your Michelin Sales Representative or visit www.michelintruck.com

To order more books, please call Promotional Fulfillment Center 1-800-677-3322, Option #2 Monday through Friday, 9 a.m. to 5 p.m. Eastern Time

MICHELIN NORTH AMERICA, INC., Greenville, South Carolina, USA
 MICHELIN NORTH AMERICA (CANADA) INC., Laval, Quebec, Canada
 MICHELIN MEXICO S.A. DE C.V., Querétaro, Mexico

An Equal Opportunity Employer

Copyright © 2008 Michelin North America, Inc. All rights reserved.

MWL42305 (01/08)

