

► DEALER:



► OTR TYRES

RADIAL AND BIAS TYRES

- Technical data
- Features and benefits
- Tyre selection charts

RADIAL

TYRES FOR LOADERS AND DOZERS 10KM/H

▶ GP-2B

80 Series	Load/ Speed Index	65 Series	Load/ Speed Index
15.5R25	169A2/152B		
17.5R25	176A2/157B		
20.5R25	186A2/168B		
23.5R25	195A2/176B		
26.5R25	202A2/184B		
29.5R25	208A2/191B		



- Traction
- Comfort
- Excellent grip in sand

▶ RT-3B

80 Series	Load/ Speed Index	65 Series	Load/ Speed Index
17.5R25	176A2/157B		
20.5R25	186A2		
23.5R25	195A2		
26.5R25	202A2		



- 115 level tread depth
- Superior resistance to rock cuts and penetration
- Improved traction and mobility
- Excellent self-cleaning

▶ GP-3D

80 Series	Load/ Speed Index	65 Series	Load/ Speed Index
		550/65R25	182A2
		600/65R25	187A2
		650/65R25	193A2
		750/65R25	202A2



- Excellent traction
- Comfort
- Enhanced sidewall protection

▶ TL-3A+

80 Series	Load/ Speed Index	65 Series	Load/ Speed Index
20.5R25	186A2		
23.5R25	195A2		
26.5R25	202A2		
29.5R25	208A2		



- Excellent forward and lateral traction
- Non-directional design
- Outstanding ride comfort

▶ RL-2+

80 Series	Load/ Speed Index	65 Series	Load/ Speed Index
17.5R25	176A2/157B		
20.5R25	186A2/168B		
23.5R25	195A2/176B	750/65R25	202A2
		(30/65R25)	
26.5R25	202A2/184B		
29.5R25	208A2/191B		
29.5R29	211A2/193B		



- Excellent traction
- Good stability
- Added sidewall protection
- Long tread life

▶ GP-4B

80 Series	Load/ Speed Index	65 Series	Load/ Speed Index
20.5R25	186A2/168B		
23.5R25	195A2/176B		
26.5R25	202A2/184B		
29.5R25	208A2/191B		



- Excellent traction
- Comfort
- Deep 150 level tread depth
- Abrasion resistant

▶ GP-4D

80 Series	Load/ Speed Index	65 Series	Load/ Speed Index
26.5R25	202A2	775/65R29	206A2
		875/65R29	214A2



- Excellent traction
- Comfort
- Large tread depth
- Abrasion resistant

▶ RL-4K

80 Series	Load/ Speed Index	65 Series	Load/ Speed Index
18.00R25	204A2		
29.5R25	208A2		
29.5R29	:	875/65R33	217A2
		(35/65R33)	
		875/65R33	223A2
		(35/65R33)	
		45/65R45	:



- Deep 150 level tread depth
- For heavy load and carry operations
- Bulk and aggregate applications
- Industrial applications
- High durability
- Long tread life

▶ RL-5K

80 Series	Load/ Speed Index	65 Series	Load/ Speed Index
18.00R25	204A2		
17.5R25 (08/08)	184A2		
20.5R25	193A2		
23.5R25	201A2		
26.5R25	209A2		
29.5R25	216A2		
		875/65R33	223A2
		(35/65R33)	
		45/65R39	:
		45/65R45	:



- Deep 250 level tread depth
- For very severe conditions
- Quarries and mines
- Demolition and recycling
- Highly puncture resistant
- Excellent sidewall protection
- High durability
- Long tread life

▶ RL-5K HALF TRACK

80 Series	Load/ Speed Index	65 Series	Load/ Speed Index
18.00R25	204A2	875/65R33	223A2
26.5R25	209A2	(35/65R33)	



- Deep 250 level tread depth
- Half Smooth for improved impact resistance on external side

▶ RT-5C

80 Series	Load/ Speed Index	65 Series	Load/ Speed Index
23.5R25	201A2		
26.5R25	209A2		



- 250 level L-5 Traction tyre
- High resistance to impacts and cuts
- Ideal where traction is important

▶ RL-3S

80 Series	Load/ Speed Index	65 Series	Load/ Speed Index
26.5R25	209A2		
26.5R29	211A2		



- Deep 100 level tread depth
- High resistance to impacts and cuts
- Good traction properties

▶ RL-4S

80 Series	Load/ Speed Index	65 Series	Load/ Speed Index
		875/65R33	223A2
		(35/65R33)	



- Deep 150 level tread depth
- For extreme conditions
- Enhanced sidewall protection

▶ RL-5S SMOOTH

80 Series	Load/ Speed Index	65 Series	Load/ Speed Index
18.00R25	204A2*		
23.5R25	201A2		
26.5R25	209A2		
29.5R25	216A2		
		875/65R33	223A2
		(35/65R33)	



- Deep 250 level tread depth
- For extreme conditions
- Quarries and mines
- Highly puncture resistant
- Excellent sidewall protection
- High durability
- Long tread life

*referring to (SM-5A)

BIAS-PLY

TYRES FOR LOADERS 10KM/H

▶ SGL

80 Series	Load/ Speed Index	65 Series	Load/ Speed Index
15.5-25	12PR	20-24 (65 series)	12PR
17.5-25	12/16PR		
20.5-25	12/16PR		
23.5-25	16PR		



- For loaders
- Rough-Terrain forklifts
- Excellent traction
- Good stability

▶ HRL-3A

80 Series	Load/ Speed Index	65 Series	Load/ Speed Index
15.5-25	12PR		
17.5-25	16PR		
20.5-25	16/20PR		
23.5-25	20PR		



- For loaders
- Dump trucks
- Abrasion resistant

▶ HRL-5A

80 Series	Load/ Speed Index	65 Series	Load/ Speed Index
20.5-25	12/16PR		
23.5-25	16/20PR		
26.5-25	26PR		
29.5-29	22/34PR		



- For loaders
- Deep 250 level tread depth
- For severe conditions
- Long life

▶ NRL-5A

80 Series	Load/ Speed Index	65 Series	Load/ Speed Index
		35/65-33	30PR
		40/65-39	36PR
		41.25/70-39	42PR
		45/65-45	38/46PR



- For large loaders
- Excellent stability

▶ NSM-5B

80 Series	Load/ Speed Index	65 Series	Load/ Speed Index
		45/65-45	38/46PR



- For large loaders in extreme conditions
- Excellent stability
- Highly abrasion resistant
- For the severest conditions

RADIAL

TYRES FOR MOTOR – GRADERS 40KM/H

▶ GP-2B

80 Series	Load/ Speed Index
17.5R25	176A2/157B
20.5R25	186A2/168B
23.5R25	195A2/176B
26.5R25	202A2/184B



- Traction
- Comfort
- Excellent grip in sand

▶ RT-3B

80 Series	Load/ Speed Index
17.5R25	176A2/157B
20.5R25	186A2
23.5R25	195A2
26.5R25	202A2



- 115 level tread depth
- Superior resistance to rock cuts and penetration
- Improved traction and mobility
- Excellent self-cleaning

▶ TL-3A+

80 Series	Load/ Speed Index
20.5R25	186A2
23.5R25	195A2



- Excellent forward and lateral traction
- Non-directional design
- Outstanding ride comfort

▶ RL-2+

80 Series	Load/ Speed Index
17.5R25	176A2/157B
20.5R25	186A2/168B
23.5R25	195A2/176B
26.5R25	202A2/184B
29.5R29	211A2/193B



- Excellent traction
- Good stability
- Excellent sidewall protection
- Long tread life
- Abrasion resistant

▶ GP-4B

80 Series	Load/ Speed Index
20.5R25	186A2/168B
23.5R25	195A2/176B
26.5R25	202A2/184B



- Deep 150 level tread depth
- Good comfort
- Abrasion resistant
- Long tread life

▶ RT-5C

80 Series	Load/ Speed Index
23.5R25	201A2



- 250 level L-5 Traction tyre
- High resistance to impacts and cuts
- Ideal where traction is important

▶ RL-5K

80 Series	Load/ Speed Index
17.5R25 (08/08)	184A2
20.5R25	193A2
23.5R25	201A2
26.5R25	209A2
29.5R29	216A2



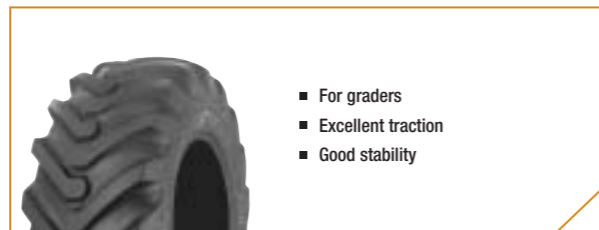
- Deep 250 level tread depth
- For very severe conditions
- Quarries and mines
- Demolition and recycling
- Highly puncture resistant
- Excellent sidewall protection
- High durability
- Long tread life

BIAS-PLY

TYRES FOR MOTOR – GRADERS 40KM/H

▶ SGG

100 Series	Load/ Speed Index
13.00-24	12PR
14.00-24	12/16PR
16.00-24	16PR

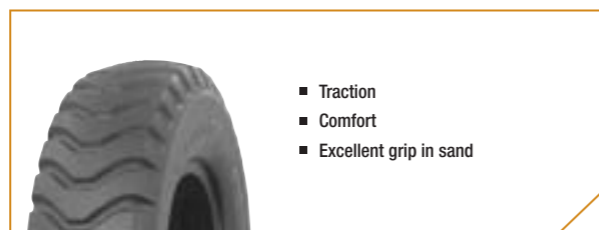


RADIAL

TYRES FOR RIGID DUMPERS 50KM/H

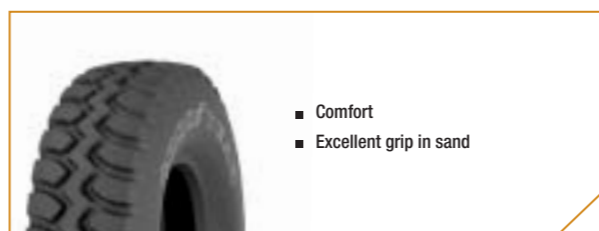
▶ RL-2F

100 Series	Load/ Speed Index
18.00R25	185B



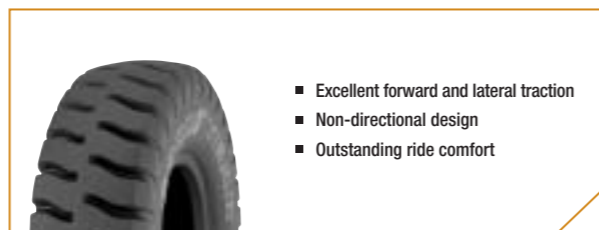
▶ GP-2B

100 Series	Load/ Speed Index
16.00R25	177B



▶ RL-3+

100 Series	Load/ Speed Index
16.00R25	177B
18.00R25	185B
18.00R33	191B
21.00R35	201B
24.00R35	209B



▶ RL-4

100 Series	Load/ Speed Index
18.00R25	185B



RADIAL

TYRES FOR RIGID DUMPERS 50KM/H

▶ RT-4A

100 Series	Load/ Speed Index
18.00R33	191B
24.00R35	209B
27.00R49	::



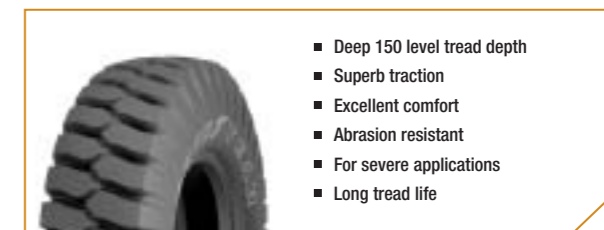
▶ RL-4J

100 Series	Load/ Speed Index
18.00R33	191B
21.00R35	201B
24.00R35	209B
24.00R49	::
27.00R49	::



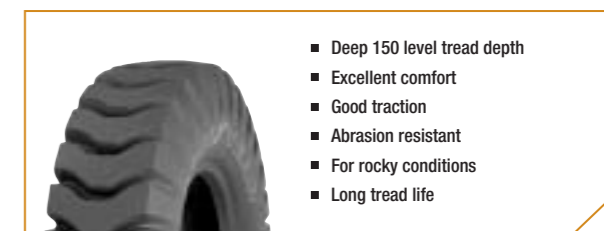
▶ RL-4J II

100 Series	Load/ Speed Index
27.00R49	::
30.00R51	::
33.00R51	::



▶ RL-4F

100 Series	Load/ Speed Index
18.00R33	191B
21.00R33	201B
24.00R35	209B



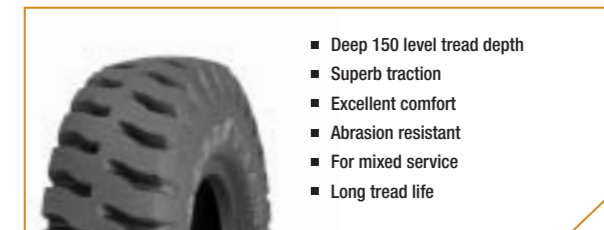
▶ RL-4H

100 Series	Load/ Speed Index
27.00R49	::
30.00R51	::
33.00R51	::
36.00R51	::
37.00R57	::
40.00R57	::



▶ RL-4H II

100 Series	Load/ Speed Index
33.00R51	::
36.00R51	::
37.00R57	::



RADIAL

TYRES FOR ARTICULATED DUMP TRUCKS 50KM/H

▶ GP-2B

80 Series	Load/ Speed Index	65 Series	Load/ Speed Index
20.5R25	177B		
23.5R25	185B		
26.5R25	193B		
29.5R25	200B		



- Traction
- Comfort
- Excellent grip in sand

▶ RT-3B

80 Series	Load/ Speed Index	65 Series	Load/ Speed Index
17.5R25	176A2/157B		
20.5R25	186A2		
23.5R25	195A2		
26.5R25	202A2		



- 115 level tread depth
- Superior resistance to rock cuts and penetration
- Improved traction and mobility
- Excellent self-cleaning

▶ GP-3D

80 Series	Load/ Speed Index	65 Series	Load/ Speed Index
		600/65R25	167B
		650/65R25	180B
		750/65R25	190B



- Excellent traction
- Comfort

▶ TL-3A+

80 Series	Load/ Speed Index	65 Series	Load/ Speed Index
20.5R25	177B		
23.5R25	185B		
26.5R25	193B		
29.5R25	200B		



- Excellent forward and lateral traction
- Non-directional design
- Outstanding ride comfort

▶ RL-2+

80 Series	Load/ Speed Index	65 Series	Load/ Speed Index
20.5R25	177B		
23.5R25	185B	750/65R25	190B
		(30/65R25)	
26.5R25	193B		
29.5R25	200B		



- Excellent traction
- Good stability
- Excellent sidewall protection
- Long tread life
- Abrasion resistant

▶ GP-4B

80 Series	Load/ Speed Index	65 Series	Load/ Speed Index
20.5R25	177B		
23.5R25	185B		
26.5R25	193B		
29.5R25	200B		



- Deep 150 level tread depth
- Excellent traction
- Comfort
- Added sidewall protection
- Abrasion resistant

▶ GP-4D

80 Series	Load/ Speed Index	65 Series	Load/ Speed Index
26.5R25	193B	775/65R29	195B
		875/65R29	203B



- Deep 150 level tread depth
- Excellent traction
- Comfort
- Abrasion resistant

RADIAL

TYRES FOR MOTOR – SCRAPERS 50KM/H

▶ RL-2F

80 Series	Load/ Speed Index
37.25R35	::



- Traction
- Comfort
- Excellent grip in sand

▶ RL-3F

80 Series	Load/ Speed Index
33.25R35	212B



- Good traction
- Comfort
- Added sidewall protection

▶ RL-3J

80 Series	Load/ Speed Index
37.25R35	::
37.5R39	::



- Good traction
- Excellent sidewall protection
- Abrasion resistant
- Long tread life

▶ RT-3A

80 Series	Load/ Speed Index
33.25R29	:::



- E-3T type tyre for enhanced traction
- Abrasion resistant
- Cooler running

RADIAL

TYRES FOR CRANES 70KM/H

▶ GP-2B

100 Series	Load/ Speed Index
385/95R24	170E
650/55R25	170E
395/80R25	165E
445/80R25	170E
525/80R25	179E
385/95R25	170E
445/95R25	177E



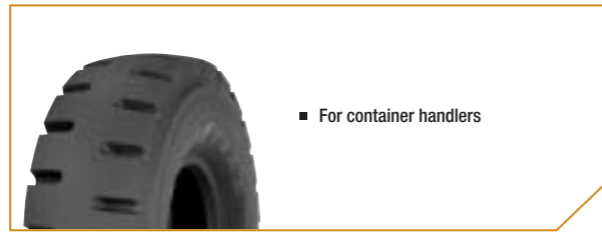
- Comfort
- Excellent stability
- Good traction
- Long tread life

RADIAL

TYRES FOR INDUSTRIAL AND PORT SERVICE


▶ EV-4A

100 Series	Load/ Speed Index	95 Series	Load/ Speed Index
14.00R24	188A2/169B		
16.00R25	197A2		
		480/95R25	199A2



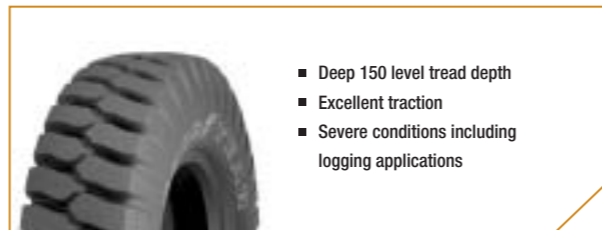
▶ EV-3+

100 Series	Load/ Speed Index	80 Series	Load/ Speed Index
16.00R25	197A2		
18.00R25	206A2		
18.00R33	211A2		



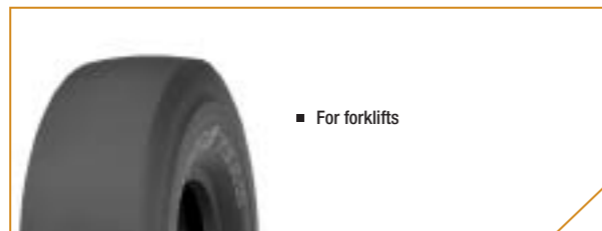
▶ EV-4J

100 Series	Load/ Speed Index	80 Series	Load/ Speed Index
18.00R33	211A2		



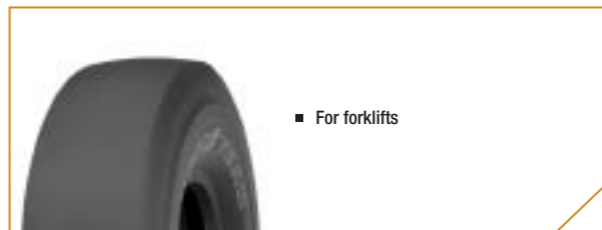
▶ EV-4S

100 Series	Load/ Speed Index	80 Series	Load/ Speed Index
14.00R24	188A2		
16.00R25	197A2		
18.00R25	206A2		
18.00R33	211A2		
(EVS-4S)			



▶ EV-5S

100 Series	Load/ Speed Index	80 Series	Load/ Speed Index
18.00R25	206A2		
		23.5R25	206A2



▶ EV-4K 24/24 EV-5K 24/24

100 Series	Load/ Speed Index	80 Series	Load/ Speed Index
18.00R25	206A2		
		23.5R25	206A2



▶ EV-4K 08/08 EV-5K 08/08

100 Series	Load/ Speed Index	80 Series	Load/ Speed Index
18.00R25	206A2		
		23.5R25	206A2



▶ EV-4K 08/08 EV-5K 08/08

100 Series	Load/ Speed Index	80 Series	Load/ Speed Index
18.00R25	206A2		
		23.5R25	206A2

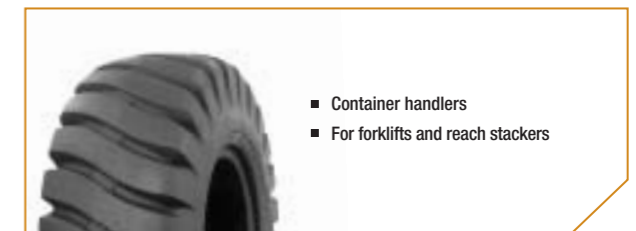


BIAS-PLY

TYRES FOR INDUSTRIAL AND PORT SERVICE

▶ ELV-3A

100 Series	Load/ Speed Index	80 Series	Load/ Speed Index
14.00-24	28PR		
16.00-25	32PR		
18.00-25	40PR		
		23.5-25	36PR



▶ ELV-4B

100 Series	Load/ Speed Index	80 Series	Load/ Speed Index
18.00-25	40PR		
18.00-33	36PR		
21.00-35	40PR		




TYRES

OPTIMUM TIRE SELECTION

▶ TYRES FOR ARTICULATED DUMP TRUCKS



▶ TYRES FOR RIGID DUMPERS



▶ TYRES FOR INDUSTRIAL AND PORT SERVICE



▶ TYRES FOR LOADERS AND DOZERS

